

 **MyGo** | **Pro**

PERFORMANCE MADE EASY

REAL-TIME PCR



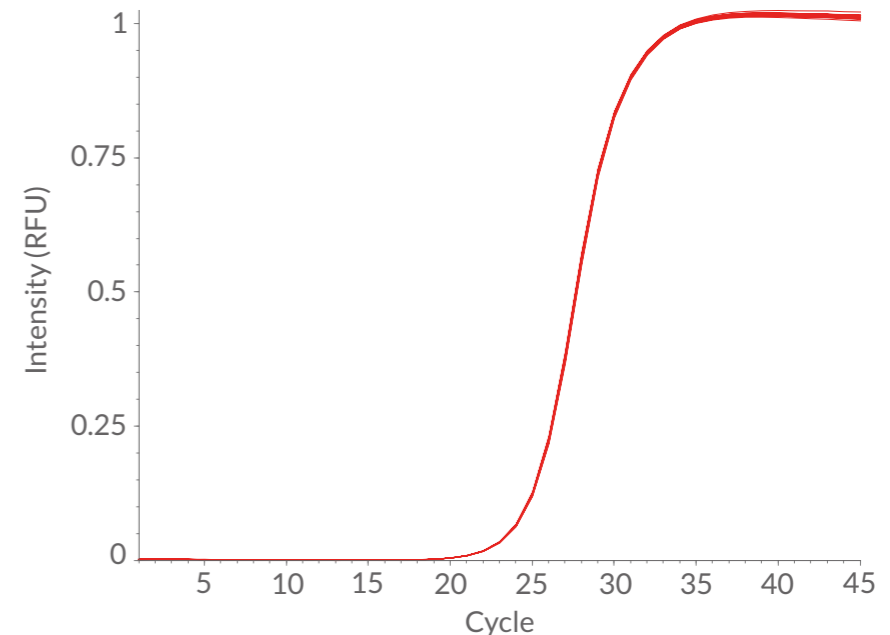


## MyGo | Pro

The MyGo Pro real-time PCR instrument provides unmatched performance in a convenient format. Novel Full Spectrum Optics deliver 120 optical channels of fluorescence data from every tube in parallel, with no moving parts, for reliable multiplex PCR. High performance Peltier elements, and solid silver blocks, provide both speed and world leading thermal uniformity. The result is rapid, precise, quantitative PCR and melting point analysis. Advanced algorithms combined with an intuitive user interface support a broad range of applications, operating systems and connection options. Performance made easy...



16 replicate PCR amplifications performed in 33 minutes. 45 cycles of 95°C (10 seconds), 55°C (10 seconds). Input template 10,000 copies of viral DNA.



## RELIABILITY



The MyGo Pro has been designed to last, with very few moving parts, made and tested to exacting standards. The result is a highly reliable instrument, which comes with the option of a 5 year extended warranty.

## SPEED

With heating rates of 5°C per second and cooling rates of 4°C per second the MyGo Pro is one of the fastest systems available. No other system matches this speed with convenient-to-use disposables. The system demonstrates excellent quantitative precision and speed, with 45 cycles of PCR in 33 minutes. Typical qPCR systems take much longer than this to deliver results.

# PRECISION AND PERFORMANCE

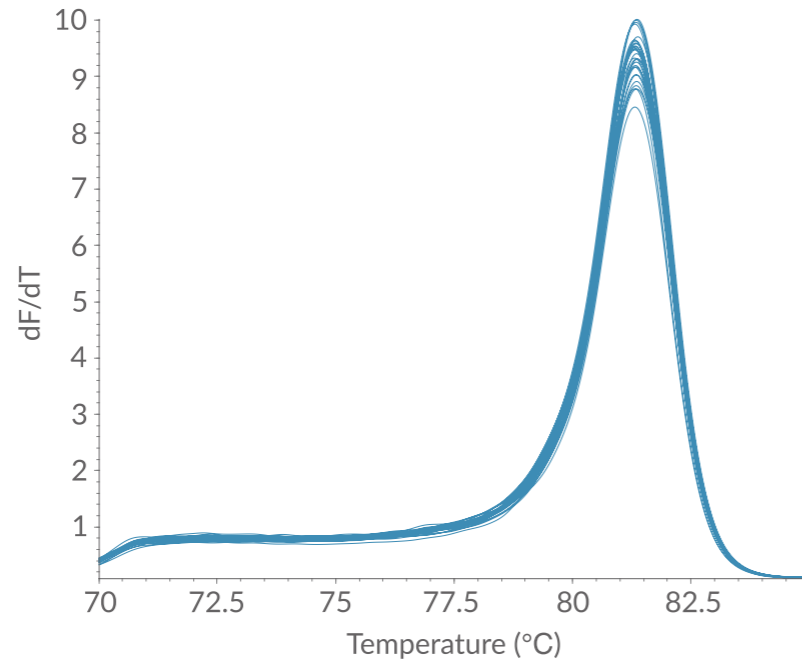
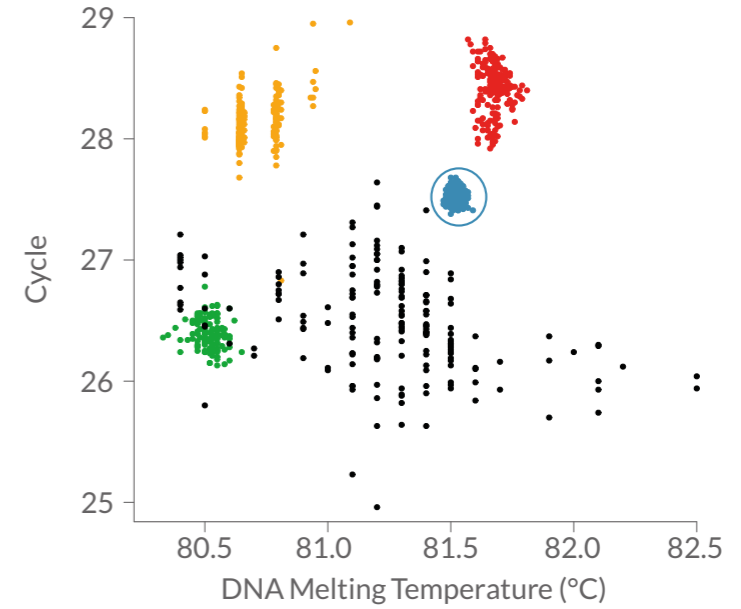


The MyGo Pro demonstrates superior intra-run and inter-run analytical precision in DNA quantification and melting point analysis.

Users can now address biological phenomena with subtle effects on gene expression, or pathogen levels, for example discriminating 10% differences in transcript concentrations.

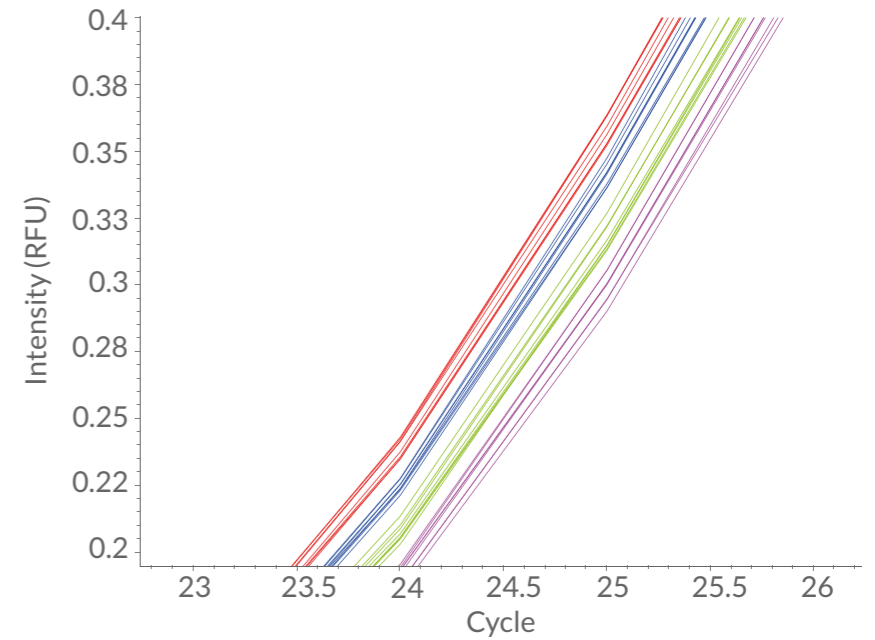
For users performing HRM based analysis of genetic variants, the combination of thermal control, optical data quality and HRM data analysis of the MyGo Pro system provide compelling functionality. The system can discriminate all classes of SNP, including Class 4 SNPs via HRM.

192 replicate PCRs performed in each of five different qPCR systems, including the MyGo pro (circled).



32 replicate reactions, amplified and melted, standard deviation of Tm 0.020°C. Input template 10,000 copies of viral DNA

8 replicate PCR amplifications from 5ng (red), 4.5ng (blue), 4.05ng (green) and 3.65ng (pink) of human cDNA.



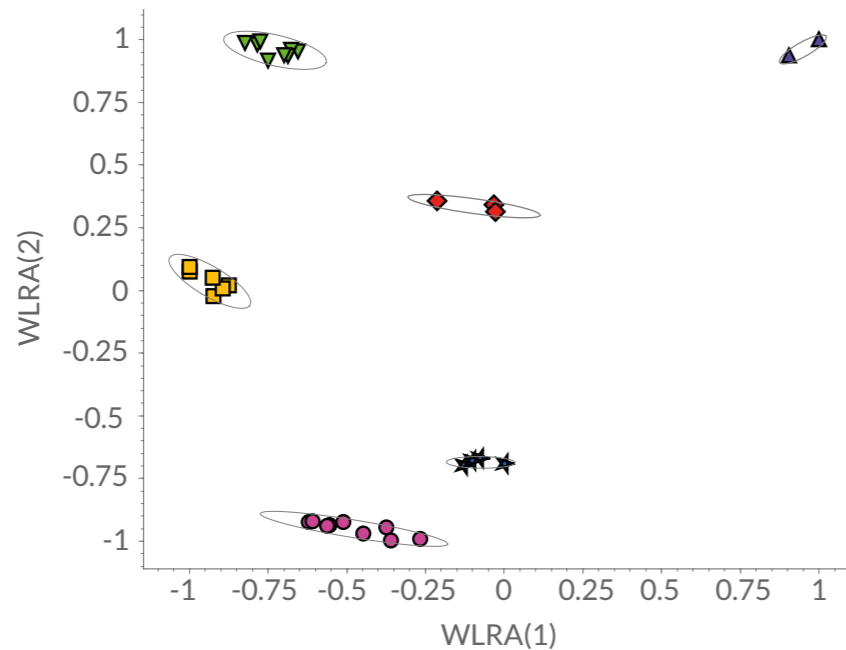
## EASY ANALYSIS



The MyGo Pro system comes with easy-to-use software, and robust, high performance algorithms provide accurate results from complex data.

Automated analysis of complex HRM data makes this powerful technique more accessible to non-experts, and minimises operator-dependent variability in data analysis.

Automated report generation makes life easier for service providers, and users operating within GLP quality systems.



32 human DNA samples classified into 6 different genotypes by automatic clustering of HRM data.

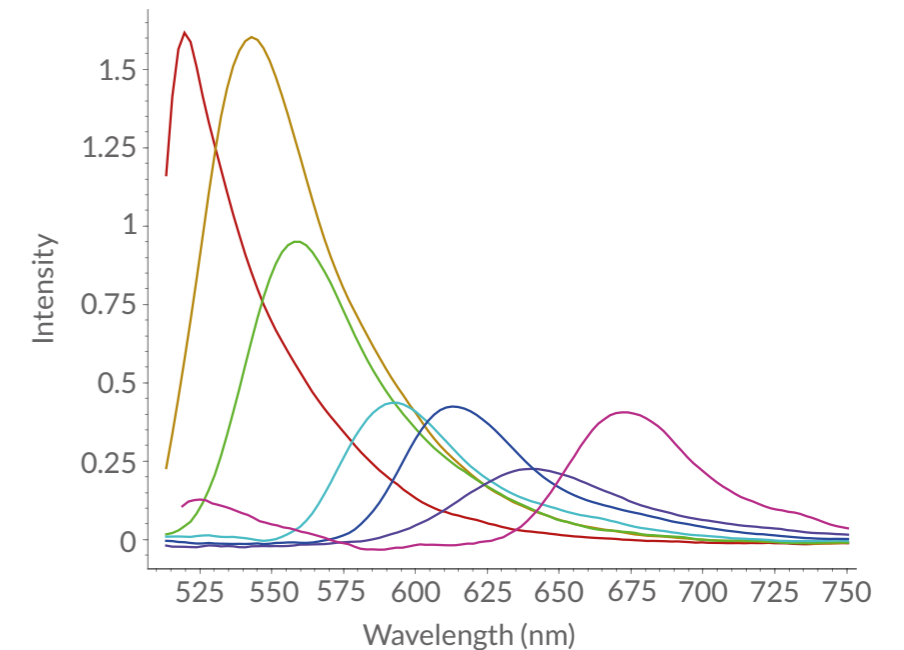
## MULTIPLEX WITH FULL SPECTRUM OPTICS

Novel Full Spectrum Optics provide 120 channels of wavelength dependent optical data from every well every time. No other qPCR system offers this number of optical channels.

**7**  
different targets in a single reaction

Full Spectrum Optics, combined with advanced matrix deconvolution technology, enable the simultaneous analysis of at least 7 different targets in a single reaction each monitored with a different colour of fluorescent label.

The MyGo Pro comes pre-calibrated for 20 different fluorescent labels, and the software enables users to use any dye with an emission maximum between 510nm and 750nm. No other qPCR system provides the user with this level of flexibility.



Fluorescence emission of 7 different hydrolysis probes acquired during qPCR.




## COMPATIBILITY



The MyGo Pro software can be installed on Mac OS X, Windows and Linux operating systems. Use your computer and your choice of operating system.



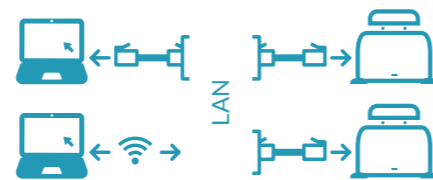
## CONNECTIVITY

The MyGo Pro software does not require a dedicated computer, so users do not need to find the space, or money for an additional computer to run the system. In addition the software enables the user to control multiple instruments and simultaneously analyse multiple runs with one computer.

### MyGo Pro Connection Modes



1. Direct network connection



2. Local area network connection



3. USB drive connection

## SPECIFICATION

<b>Dimensions</b>	W 25cm x D 27cm x H 23cm
<b>Weight</b>	7kg
<b>Operating noise</b>	<40 db(A)
<b>Electrical</b>	
<b>Voltage</b>	100 - 240V AC $\pm$ 10%
<b>Frequency</b>	50-60Hz $\pm$ 10%
<b>Power</b>	170W
<b>Number of reactions</b>	32
<b>Format</b>	0.1ml tubes / 8-tube strips
<b>Reaction volume</b>	10 - 100 $\mu$ l
<b>Temperature control</b>	
<b>Method</b>	Peltier
<b>Range</b>	37-99°C
<b>Speed</b>	5°C/s heating, 4°C/s cooling
<b>Run time</b>	< 40 minutes
<b>Temperature control</b>	
<b>Resolution</b>	0.01°C
<b>Uniformity</b>	0.05°C (SD)
<b>Accuracy</b>	$\pm$ 0.25°C

<b>Fluorescence excitation</b>	500nm (blue LED)
<b>Fluorescence detection</b>	510 to 750nm (CMOS array)
<b>Fluorescence channels</b>	120 optical channels
<b>Sensitivity</b>	Single copy detection
<b>Dynamic range</b>	9-log
<b>Precision</b>	1.1 fold discrimination
<b>Factory calibrated dyes</b>	SYBR Green I, ResoLight, FAM, VIC, HEX, Yellow 555, Red 610, TexasRed, Cy5, CAL 540, CAL 560, CAL 590, CAL 610, CAL 635, JOE, Pulsar 650, Quasar 570, Quasar 705, ROX, TAMRA, TET
<b>User chosen custom dyes</b>	Yes
<b>Supported assay formats</b>	Intercalating dyes (e.g. SYBR Green I), Hydrolysis Probes, Molecular Beacons, SimpleProbes, HybProbes
<b>Connection options</b>	LAN, Direct connection to computer (RJ45), PC-free (USB stick)



For more information, please contact;

[info@itislifescience.com](mailto:info@itislifescience.com)

[www.mygopcr.com](http://www.mygopcr.com)

---

